







LED Tree Light From Bothwin(China) Limited

22F, Block JIAFUGE, Caifu building, Caitiannan road, Futian district, Shenzhen ,P.R.C
 Tel:0086-755-21222796 Fax:0086-755-82908145 mobile No:0086-13923830700 , contact person: Tony
Msn:net99200@hotmail.com Email:market@bothwinchina.com [Website: www.bothwinchina.com](http://www.bothwinchina.com)

[Sheet of cherry blossom tree 3-1: BW-TH001 to BW-TH006](#)

Model No./Pictures	Height / Diameter (cm)	Led Light quantity	Weight	Branch (pcs)	Branchlet (pcs) in each branch	Carton Dimension (cm)	Color	Power (Wattage)
BW-TH001 Cherry blossom 	430/400	6912 pcs	140kg	32	12	130*75*50(Branch) 156*23*20(Limbs) 180*35*35(Bole)	Red	270
							Yellow	
							White	415
							Green	
							Blue	
							Pink	
multicolor								
BW-TH002 Cherry blossom 	430/400	5184pcs	130 kg	24	12	130*65*50(Branch) 156*23*20(Limbs) 180*35*35(Bole)	Red	207
							Yellow	
							White	311
							Green	
							Blue	
							Pink	
multicolor								
BW-TH003 Cherry blossom 	300/280	3888pcs	100 kg	32	6	130*22*20(Branch) 155*45*45(Limbs) 155*35*35(Bole)	Red	155
							Yellow	
							White	233
							Green	
							Blue	
							Pink	
multicolor								
BW-TH004 Cherry blossom 	350/260	2088pcs	70 kg	29	6	90*55*50(Bole) 325*35*35(Branch)	Red	63
							Yellow	
							White	125
							Green	
							Blue	
							Pink	
multicolor								
BW-TH005 Cherry blossom 	200/170	648pcs	22 kg	6	6	100*34*34	Red	26
							Yellow	
							White	40
							Green	
							Blue	
							Pink	
multicolor								
TH006 Cherry blossom 	250/170	648pcs	25 kg	9	4	88*33*33	Red	26
							Yellow	
							White	40
							Green	
							Blue	
							Pink	
multicolor								